



USER GUIDE



A.R.T. (AUGMENTED REALITY TRAINING) MAT



FOR MORE SKILLS TRAINING PRODUCTS


limbsandthings.com

Sussex Street, St Philips, Bristol, BS2 0RA, UK | sales@limbsandthings.com | +44 (0) 117 311 0500

INDEX

PACKAGE SUPPLIED	3
SAFETY & CLEANING INSTRUCTIONS	4
SET UP	6

TAKE A LOOK
AT OUR VIDEO



VISIT THE WEBSITE
limbsandthings.com

OR YOUTUBE CHANNEL
youtube.com/limbsandthings

PACKAGE

A.R.T. mat



Download app on **Google Play** and **Apple App Store**.



*You will need (not supplied): Tablet/mobile phone.
Minimum device spec on webpage*

SAFETY & CLEANING INSTRUCTIONS

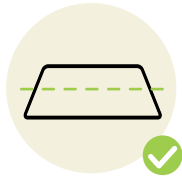
READ THE SAFETY INSTRUCTIONS CAREFULLY BEFORE USING YOUR AUGMENTED REALITY TRAINING MAT

DO's



Follow all instructions. Keep these instructions. Heed all warnings

Use mat on flat surface



Only use attachments/accessories specified by Limbs & Things

Refer all servicing to qualified service personnel. Servicing is required when the apparatus has been damaged



DON'Ts



Do not install near any heat sources, do not expose the product to flames or use near naked flame sources. Do not use flammable solvents near or on this product

Do not set up the product near electrical appliances or items damaged by water



Do not cover the graphic of the mat with other items

Do not move the mat with a model on top of it



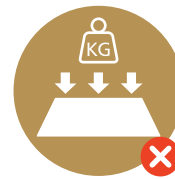
STORAGE



Store rolled up with print on the outside



Don't fold



Don't place heavy objects on top

CLEANING



Can be cleaned with water, soap and non-alcoholic cleaning agents



Avoid abrasive and alcoholic cleaning agents

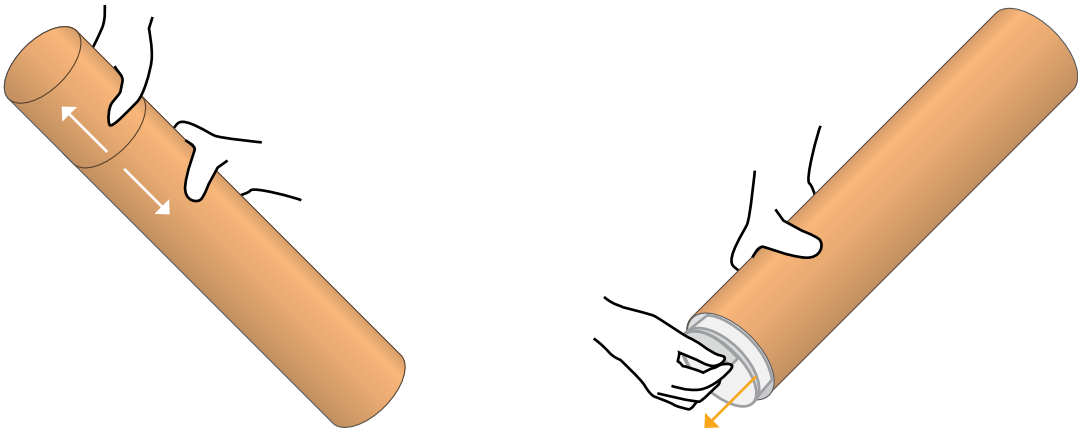


Make sure mat is dry before storing

SET UP

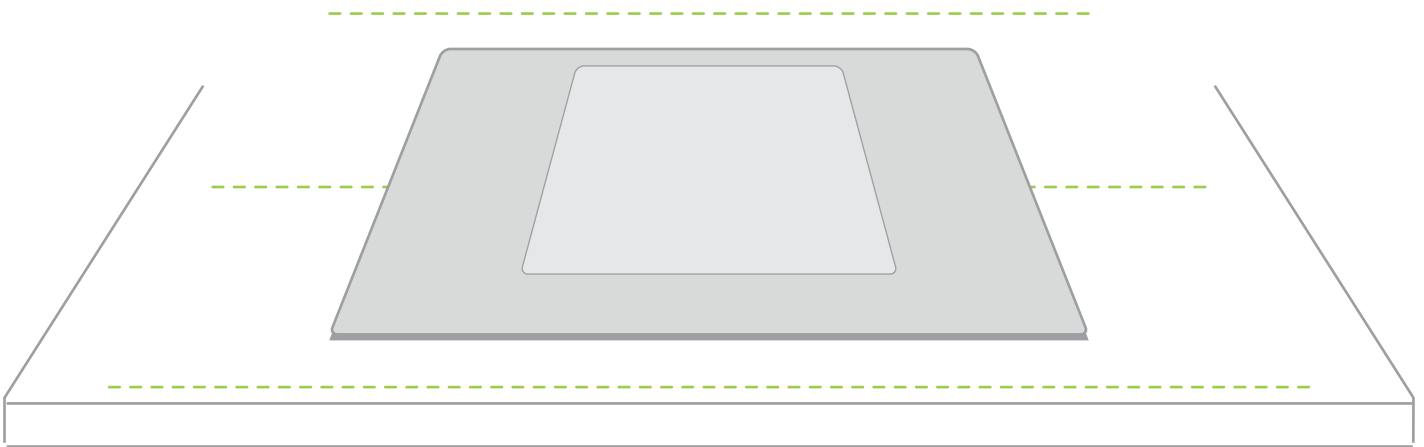
1

Take the mat out of tube



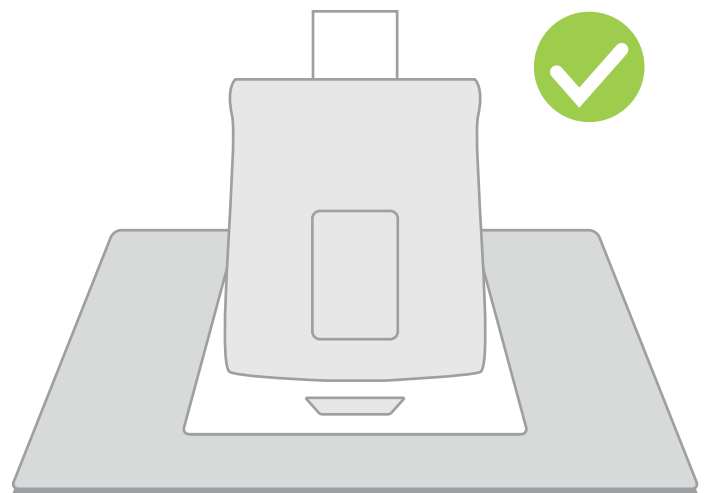
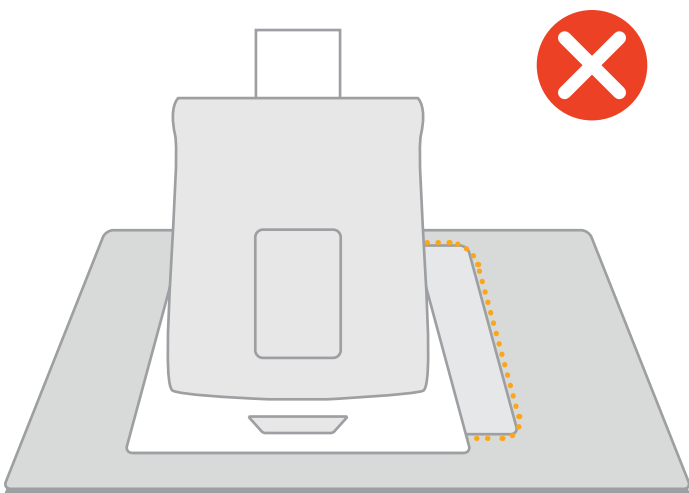
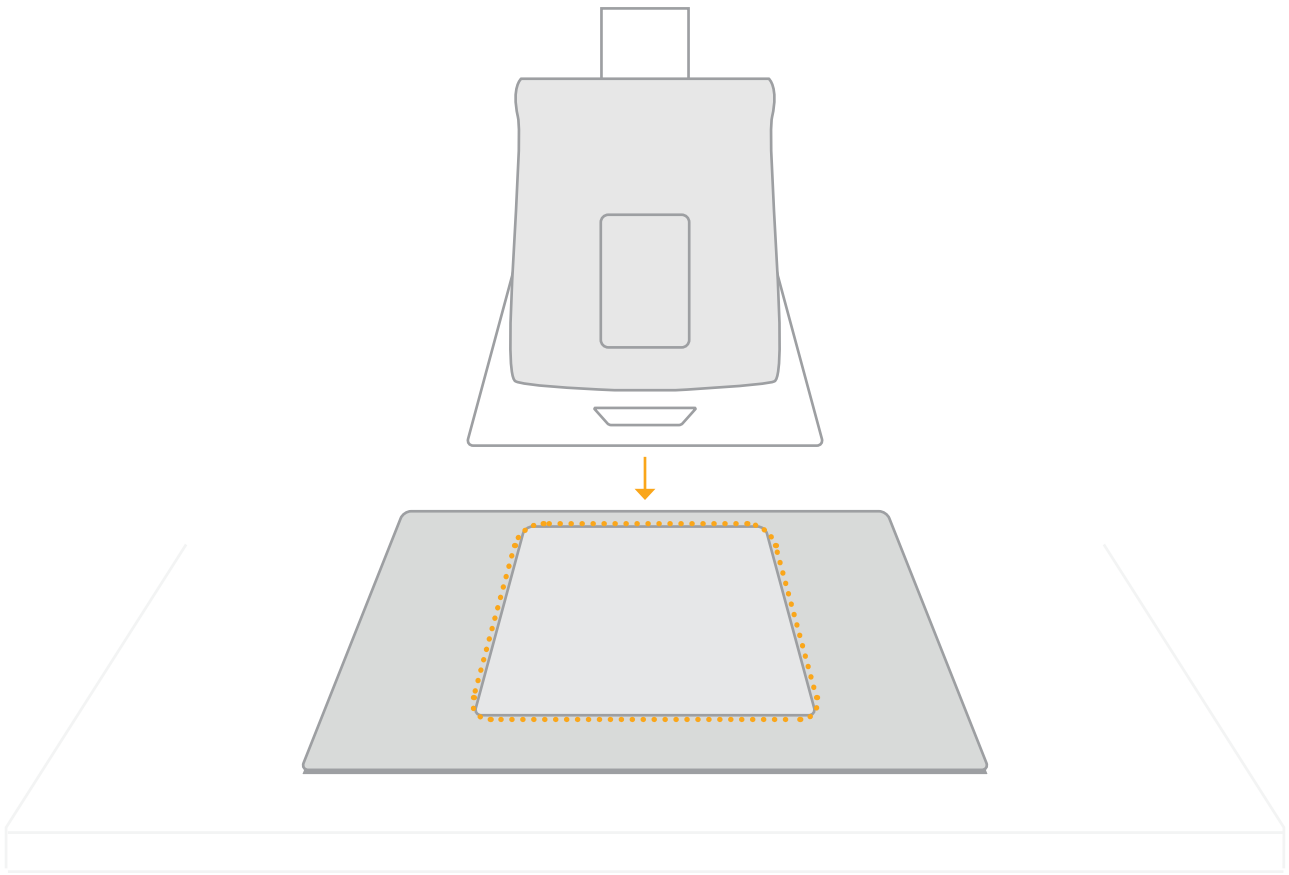
2

Place the mat on a table



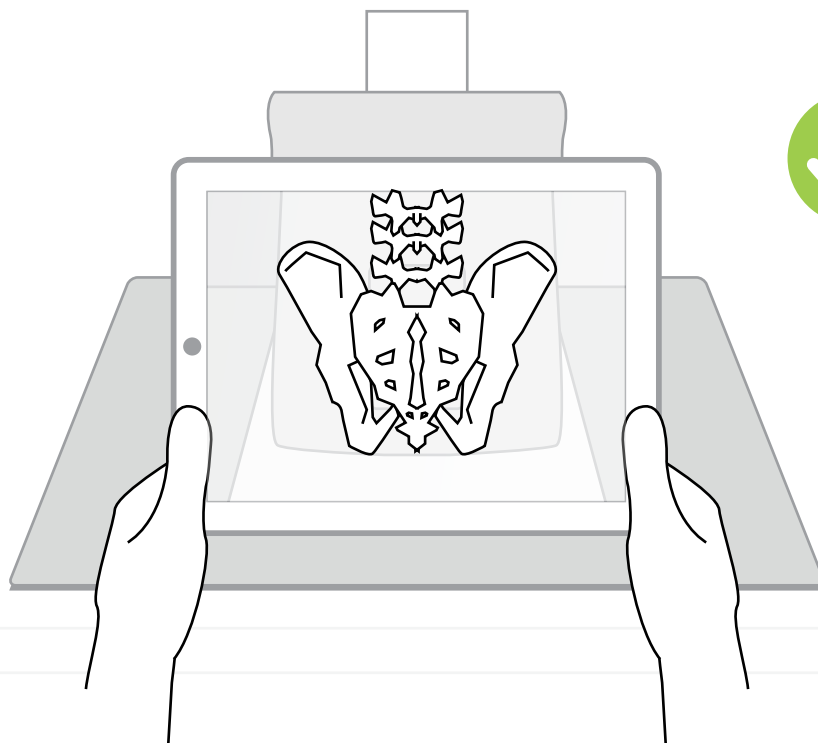
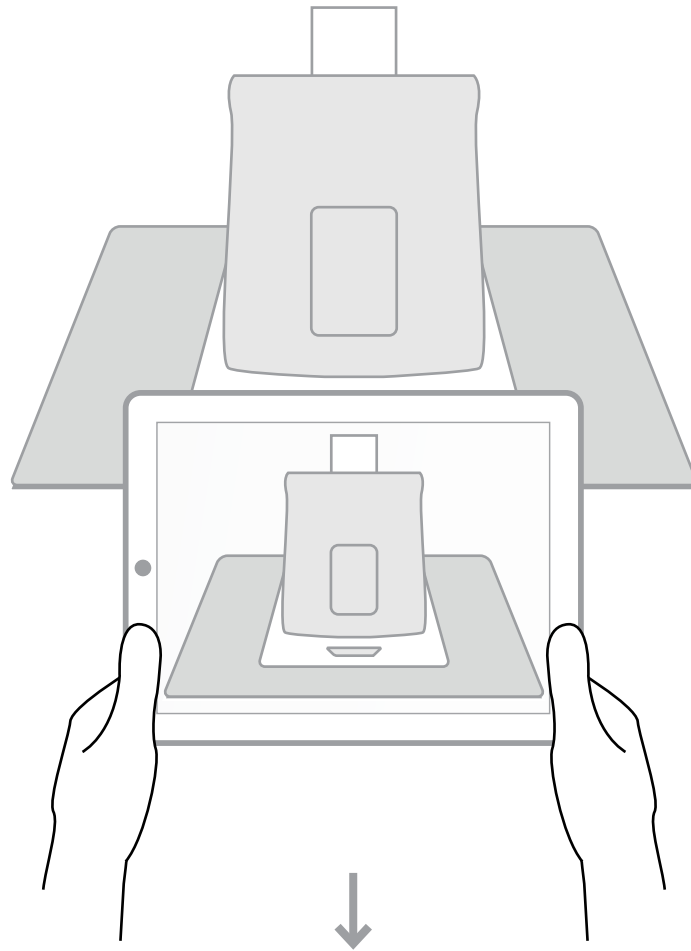
3

Place the the model on the designated area of the mat



4

Use the A.R.T. app to scan the mat



For app trouble shooting please visit the website.

YOU MAY
ALSO BE
INTERESTED IN...

60850 **60870**

MALE CATHETERIZATION

60851 **60869**

FEMALE CATHETERIZATION

60852 **60873**

SUPRAPUBIC INSERTION (ULTRASOUND GUIDED)



CHEST DRAIN & NEEDLE
DECOMPRESSION TRAINER

60230 **61230**

